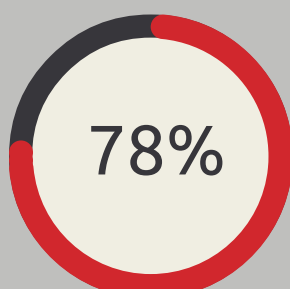




# IMMIGRATION STATISTICS

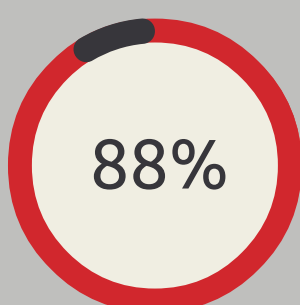


## Public Opinion



WANT TO SEE INTERNATIONAL  
STUDENT NUMBERS INCREASE OR  
STAY THE SAME

BRITISH FUTURE: WHAT'S NEXT AFTER BREXIT?



SUPPORT INCREASED MIGRATION OF  
HIGHLY SKILLED WORKERS

BRITISH FUTURE: WHAT'S NEXT AFTER BREXIT?





## Movement

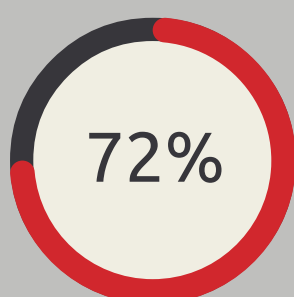


INTERNATIONAL ACADEMIC  
WORKERS MAKE UP 26% OF  
UNIVERSITY STAFF.

THIS BREAKS DOWN TO:



CASE: IMMIGRATION REPORT 2016



OF UK RESEARCHERS SPENT TIME AT  
NON-UK INSTITUTIONS BETWEEN  
1996 AND 2012

ELSEVIER, INTERNATIONAL COMPARATIVE PERFORMANCE OF THE  
UK RESEARCH BASE, 2013

13,000

WORK VISAS ARE ISSUED FOR  
NON-EU RESEARCHERS EACH YEAR

CASE: IMMIGRATION REPORT 2016



## Value



£14bn

IS ADDED TO THE ECONOMY FROM  
EDUCATION AND TRAINING EXPORTS

BIS: EDUCATION EXPORTS: ESTIMATING THEIR VALUE TO THE UK

EEA Immigrants contributed £22 billion over  
10 years - 34% more than they took out

CASE: IMMIGRATION REPORT 2016

3/4

OF JOBS ON THE SHORTAGE  
OCCUPATION LIST ARE STEM

GOV: SHORTAGE OCCUPATION LIST

